

Disney FROZEN OLAF CRAFT

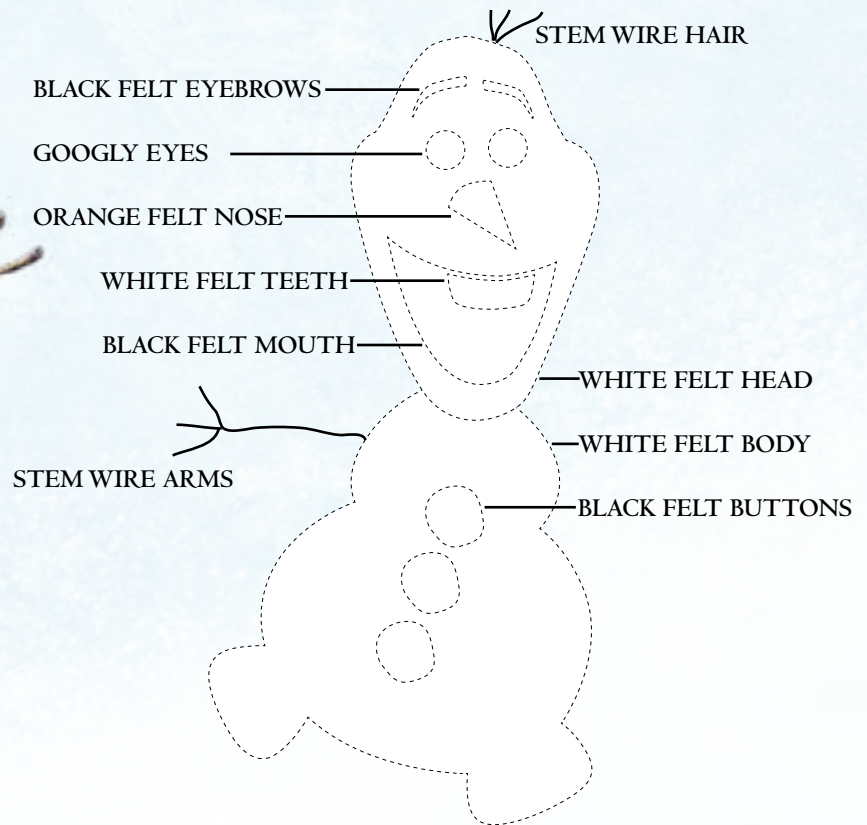



Recreate the lovable magical snowman Olaf out of felt!


You will need:

- | | | | |
|---------------------|----------------------|-------------------|------------|
| (4 - 8.5x11 pieces) | ■ Stem wire (1 yard) | ■ Sewing needle | ■ Glue |
| (1 - 8.5x11 piece) | ■ Googly eyes | ■ Cotton stuffing | ■ Scissors |
| (1 - small piece) | ■ White thread | ■ Glue | ■ Pliers |

Directions: *Adult supervision is required for this craft*
 Collect all your materials on the checklist above. Print the following pages on you home printer . Cut out the pattern template pieces . Follow the assembly instructions Have fun creating your very own Olaf!

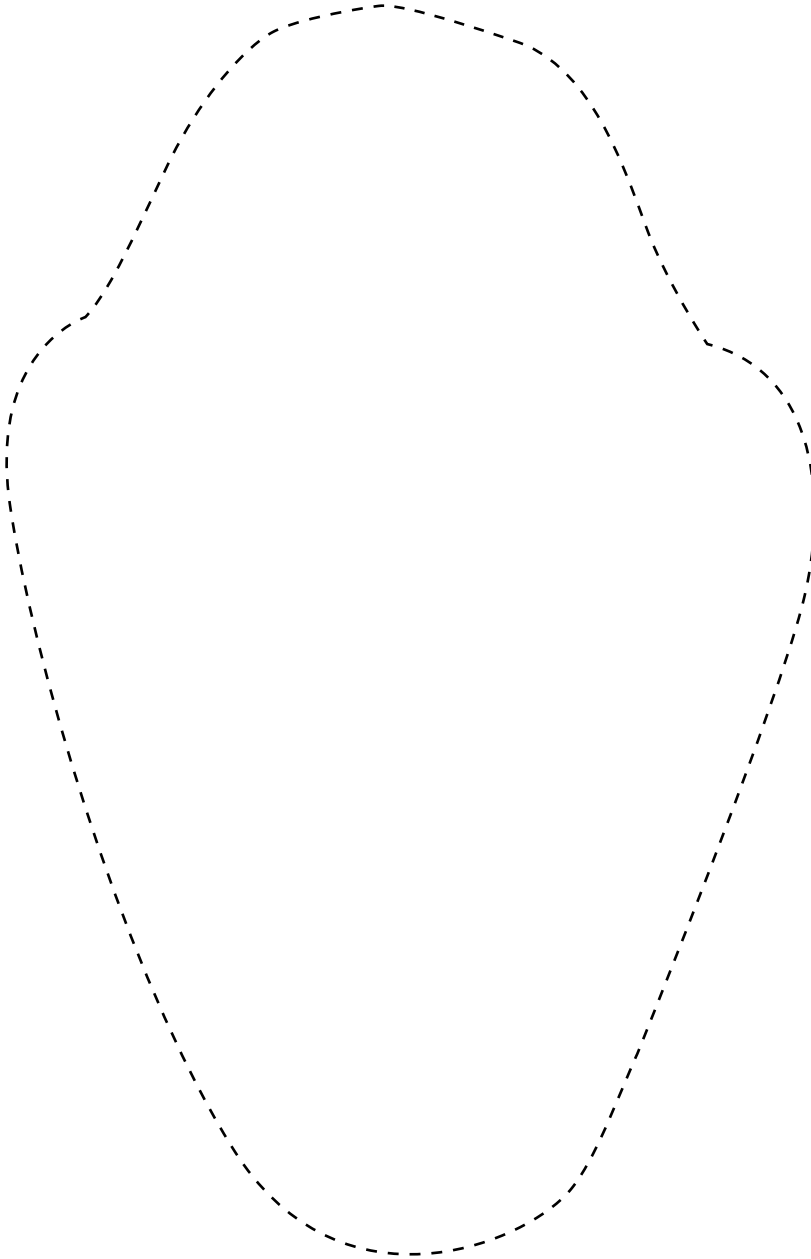


NOW ON BLU-RAY™, DVD, DIGITAL HD AND DISNEY MOVIES ANYWHERE



Disney
FROZEN
OLAF CRAFT

OLAF HEAD

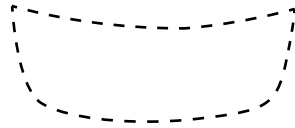
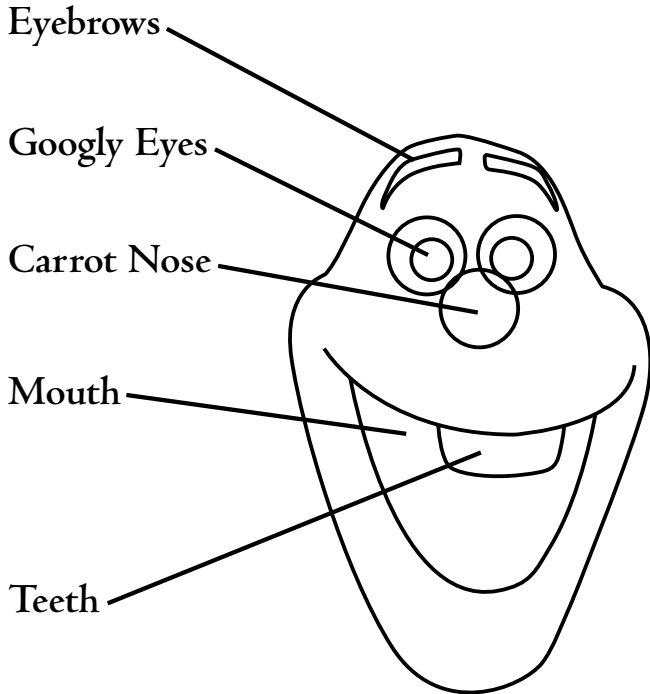


WHITE FELT HEAD

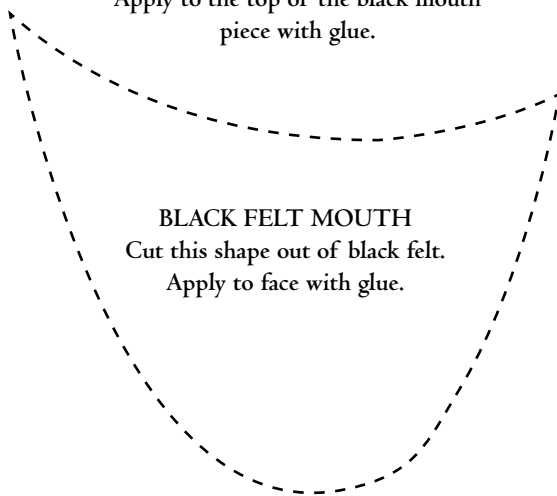
- 1) Cut this same shape out of 2 pieces of white felt.
- 2) Stitch both pieces together around the outside edge leaving a 2" opening along the bottom neckline.
- 3) Turn inside out.
- 4) Fill with cotton stuffing through the bottom opening.
- 5) Stitch closed and set aside.

Disney
FROZEN
OLAF CRAFT

OLAF FACE



WHITE FELT TEETH
Cut this shape out of white felt.
Apply to the top of the black mouth
piece with glue.



BLACK FELT MOUTH
Cut this shape out of black felt.
Apply to face with glue.

GOOGLY EYES
Apply carefully into position on the face with glue.

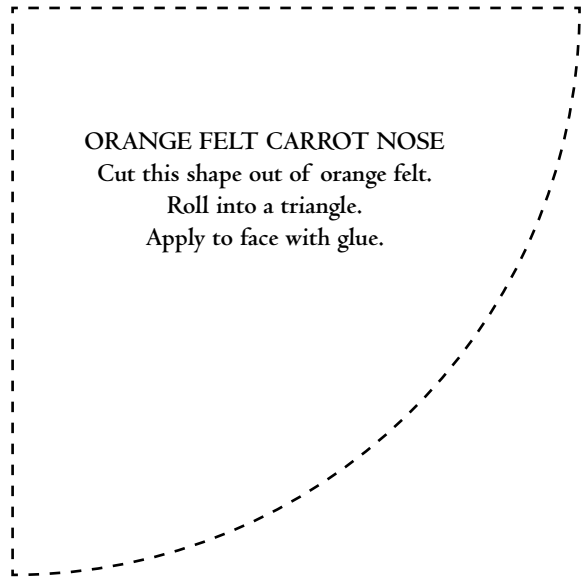
STEM WIRE HAIR
Use your pliers to cut and shape three pieces for the top of Olaf's head.
Attach by inserting into a small hole at the top of head and secure with
a stitch or glue.

STEM WIRE ARMS
Insert length of stem evenly wire through the body.
Use your pliers to shape each side into hands.

BLACK FELT EYEBROWS
Cut these shapes out of black felt.
Apply to face with glue above googly eyes



ORANGE FELT CARROT NOSE
Cut this shape out of orange felt.
Roll into a triangle.
Apply to face with glue.




Disney
FROZEN
OLAF CRAFT

OLAF BODY

WHITE FELT BODY

- 1) Cut this same shape out of 2 pieces of white felt.
- 2) Stitch both pieces together around the outside edge leaving a 2" opening along the top neckline.
- 3) Turn inside out.
- 4) Fill with cotton stuffing through the bottom opening.
- 5) Stitch closed and set aside.



BLACK FELT BUTTONS

Cut these shapes out of black felt.
Apply to body with glue.

Disney FROZEN



STONE TROLLS CRAFT



Create your very own Stone Trolls out of real stones!

.....

You Will Need: Multiple sized rocks, Hot glue gun, Black marker, Googly eyes, Spanish Moss.

Directions: Adult supervision is required for this craft.

1) Clean your rocks with soapy water, let dry completely. 2) Stack your rocks with one larger rock on the bottom and smaller rock on the top. Once you are satisfied with the body and head formation, secure with hot glue. 3) Use your smaller rocks to add a nose and ears, secure with hot glue. 4) Add googly eyes to the face with hot glue. 5) Use your marker to draw eyebrow and mouth details. 6) Finish with a touch of Spanish Moss on the top of the head. 7) Set the Stone Trolls on a bed of Spanish Moss.

**NOW ON BLU-RAY™, DVD, DIGITAL HD
AND DISNEY MOVIES ANYWHERE**



Disney FROZEN

Elsa & Anna's ICEE RECIPES



Disney FROZEN Blueberry Icicle


Ingredients:

3/4 Cup simple syrup
4 Cups of blueberries,
pureed and strained

1 Cup of fresh squeezed
lemon juice
3 Cups of ice
Blueberries for garnish

Directions:

In a large blender, combine the simple syrup, pureed blueberries, lemon juice and ice. Taste and adjust sweetness if needed. Pour into up to 4 glasses and garnish with a handful of blueberries!



Disney FROZEN

Strawberry Summer

Ingredients:


2 cups lemonade
1/2 cup frozen
strawberries

1 1/2 cups ice
Strawberries for
garnish

Directions: In a large blender, combine the lemonade, frozen strawberries and ice. Pour into your glasses and garnish with a fresh strawberry on the edge of each glass!



**NOW ON BLU-RAY™, DVD, DIGITAL HD
AND DISNEY MOVIES ANYWHERE**



A promotional poster for Disney's Frozen. At the top, the title "Disney FROZEN SONG LYRICS" is written in a stylized, icy font. Below the title, the text "Sing-along with the songs from Frozen!" is displayed. The main image shows Elsa on the right, creating a snowflake, and Anna, Kristoff, and Sven on the left, riding through a snowy landscape. The background is a vibrant blue and white winter scene.

Disney
FROZEN
SONG
LYRICS

Sing-along with the songs from Frozen!

Let It Go

The snow glows white
on the mountain tonight,
not a footprint to be seen.
A kingdom of isolation and it looks
like I'm the queen.
The wind is howling like this
swirling storm inside.
Couldn't keep it in, Heaven knows I tried.
Don't let them in, don't let them see.
Be the good girl you always have to be.
Conceal don't feel, don't let them know.
Well, now they know!

Let it go, let it go!
Can't hold it back anymore.
Let it go, let it go!
Turn away and slam the door.
I don't care what they're going to say.
Let the storm rage on.
The cold never bothered me anyway.

It's funny how some distance,
makes everything seem small.
And the fears that once controlled me,
can't get to me at all
It's time to see what I can do,
to test the limits and break through.

No right, no wrong, no rules for me.
I'm free!

Let it go, let it go.
I am one with the wind and sky.
Let it go, let it go.
You'll never see me cry.
Here I stand, and here I'll stay.
Let the storm rage on.

My power flurries through the air
into the ground.
My soul is spiraling in
frozen fractals all around
And one thought crystallizes like an icy blast
I'm never going back; the past is in the past!

Let it go, let it go.
And I'll rise like the break of dawn.
Let it go, let it go
That perfect girl is gone
Here I stand, in the light of day.

Let the storm rage on!
The cold never bothered me anyway.

**NOW ON BLU-RAY™, DVD, DIGITAL HD
AND DISNEY MOVIES ANYWHERE**





Disney
FROZEN

SONG LYRICS

Sing-along with the songs from Frozen!

In Summer

Kristoff: Really? I'm guessing you don't have much experience with heat.

Olaf: Nope! But sometimes I like to close my eyes, and imagine what it'll be like when summer does come.

Bees'll buzz, kids'll blow dandelion fuzz
And I'll be doing whatever snow does
in summer.

A drink in my hand,
my snow up against the burning sand
Prob'ly getting gorgeously tanned
in summer.

I'll finally see a summer breeze,
blow away a winter storm.
And find out what happens to solid water
when it gets warm!

And I can't wait to see,
what my buddies all think of
me.

Just imagine how much
cooler I'll be
in summer.

Dah dah, da doo,
uh bah bah bah bah boo

The hot and the cold are both so intense,
Put 'em together it just makes sense!

Rrr Raht da daht dah dah dah
dah dah dah dah doo

Winter's a good time
to stay in and cuddle,
But put me in summer and I'll be a —
happy snowman!

When life gets rough,
I like to hold on to my dream,
Of relaxing in the summer sun,
just lettin' off steam.

Oh the sky would be blue,
and you guys will be there too
When I finally do what frozen things do in
summer.

Kristoff: I'm gonna tell him.

Anna: Don't you dare!

Olaf: In summer!



**NOW ON BLU-RAY™, DVD, DIGITAL HD
AND DISNEY MOVIES ANYWHERE**



Disney
FROZEN
Ice Castle Maze

Help Anna, Kristoff and Sven find their way to Elsa's frozen castle.




**NOW ON BLU-RAY™, DVD, DIGITAL HD
AND DISNEY MOVIES ANYWHERE**



Disney FROZEN

SNOWFLAKE MATCH



Look closely and see if you can find the two snowflakes that are exactly the same.



GAME 3



GAME 1



GAME 2



Find the exact match to this snowflake in every game!



NOW ON BLU-RAY™, DVD, DIGITAL HD AND DISNEY MOVIES ANYWHERE





Disney

FROZEN



**NOW ON BLU-RAY™, DVD, DIGITAL HD
AND DISNEY MOVIES ANYWHERE**



Disney

FROZEN




**NOW ON BLU-RAY™, DVD, DIGITAL HD
AND DISNEY MOVIES ANYWHERE**



Disney

FROZEN



**NOW ON BLU-RAY™, DVD, DIGITAL HD
AND DISNEY MOVIES ANYWHERE**